

Warewashing Corner drying zone for single rinse Rack Type dishwasher

ITEM # _____

MODEL # _____

NAME # _____

SIS # _____

AIA # _____


534411 (NCDSRE56)

 Corner drying zone for
 Single Rinse Rack Type
 Dishwasher, 50Hz & 60Hz

Short Form Specification

Item No. _____

Unit to be corner dryer suitable to be installed with single-rinse rack type dishwasher. Electrical characteristics to be __ 400V three phase, 50Hz & 60Hz operation. Unit must be installed together with a 90° or 180° dishwasher driven curve. Conveyor system guaranteed by a toothed drive belt connected to the dishwasher. Dryer uses internal and external air to provide good drying result without high energy consumption. Construction in AISI 304 stainless steel. Suitable for any feeding direction of the dishwasher thanks to easy reversibility on-site. Full pre-arrangement to be connected with Electrolux green&clean single-rinse rack type dishwasher without any modification.

Main Features

- Electronically controlled to optimize drying results.
- Full accessibility to the interior of the tunnel and hygienic design to facilitate cleaning.
- All main components made in heavy duty anti-corrosive 304 type stainless steel: internal chamber, external, front and side panels and rack transportation system.
- Drying zone removes most of water from the crockery through a high powered fan that extracts dry air from outside mixing it with the internal air, thus providing dry plates at a temperature cool enough to handle safely.
- Dryer must always be ordered with a 90° or 180° dishwashing driven curve.
- IP25 protection against water jets, solid objects and small animals (larger than 6 mm).
- The feeding direction can be either left to right or right to left as it's reversible on site.
- Unit to be placed between single rinse rack type dishwasher and handling system.

Construction

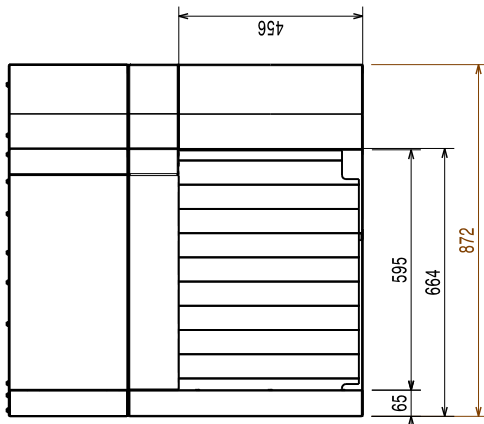
- The chamber is pressed with fully rounded corners without internal pipes and therefore no hidden dirt traps.

Sustainability

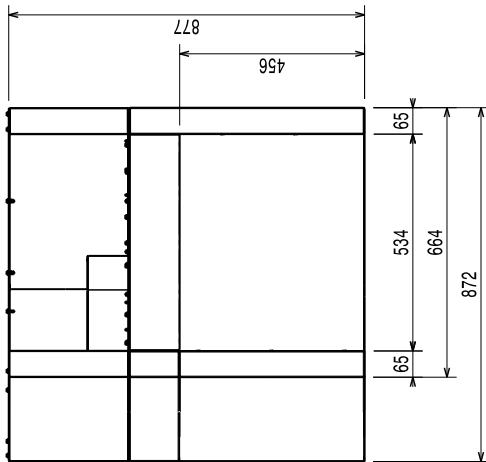
- The unit is built on modularity concept to easily connect with single-rinse rack type dishwasher without any modification including power connection.

APPROVAL: _____

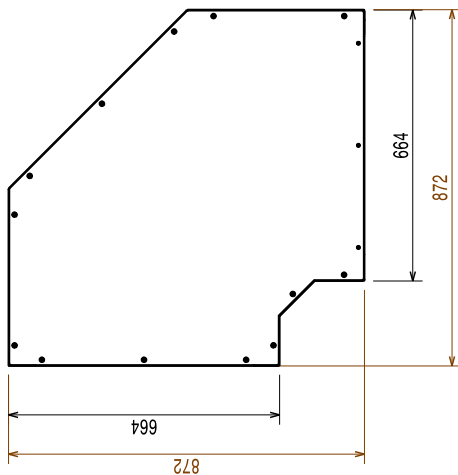
Front



Side



Top



- EI = Electrical inlet (power)
- EO = Electrical Outlet
- EQ = Equipotential screw
- ES = Electrical signal IN/OUT
- U = USB port

Electric

Supply voltage:

380-415 V/3N ph/50/60 Hz

534411 (NCDSRE56)

Default Installed Power: 4.4 kW

Dryer heating elements: 4.13 kW

Drying fan power: 0.23 kW

Key Information:

Dryer air flow: 540 m³/h

Dryer air temperature: 70 °C

External dimensions, Width: 872 mm

External dimensions, Depth: 872 mm

External dimensions, Height: 877 mm

Charging hole size (width): 530 mm

Charging hole size (height): 490 mm

Net weight: 40 kg

Shipping weight: 53 kg

Shipping height: 1020 mm

Shipping width: 930 mm

Shipping depth: 940 mm

Shipping volume: 0.89 m³

Reference norm used to measure the noise:
IEC60335-2-58 annex AA.

Sustainability

Noise level: <62 dBA